

## EXAMITY REQUIRED TEST SETTINGS

---

Examity requires some test settings be set for the appropriate information to pull into Examity and to require students to use Examity to complete their test(s).

1. Test Name/Title
2. Test Availability (Set to Available)
3. Time Limit
4. Display After/Until Dates (Availability Dates)
5. Password
6. Grade Center Column Available

### 1. TEST NAME/TITLE

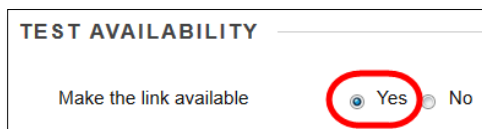
The name for the test must be added. This is a WTClass requirement as well. There is no way to miss this setting.



The screenshot shows a form titled "TEST INFORMATION". Below the title, there is a field labeled "Name" with a red asterisk icon to its left. The text "Midterm Exam" is entered into the input field.

### 2. TEST AVAILABILITY (SET TO AVAILABLE)

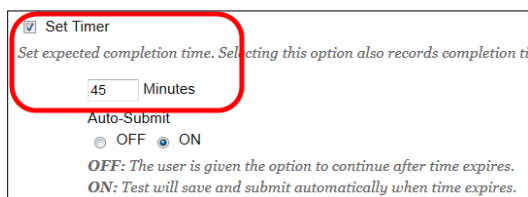
The Test Availability must be set to "Yes." To prevent early access to the test by students, availability dates will be setup next. If this setting is not set to "Yes" Examity will not pull the test into its listings.



The screenshot shows a form titled "TEST AVAILABILITY". Below the title, there is a label "Make the link available" followed by two radio buttons: "Yes" and "No". The "Yes" radio button is selected and circled in red.

### 3. TIME LIMIT

The Time Limit must be set to require a length of time students have to complete the test.



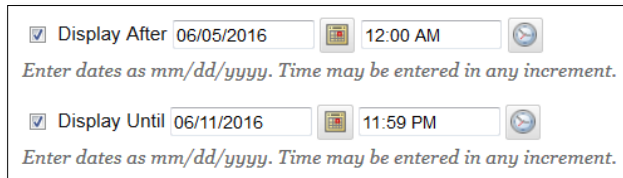
The screenshot shows a form with the following settings:

- Set Timer
- Set expected completion time. Selecting this option also records completion time.
- 45 Minutes
- Auto-Submit
  - OFF
  - ON
- OFF: The user is given the option to continue after time expires.
- ON: Test will save and submit automatically when time expires.

**NOTE:** The Auto-Submit setting is optional. It is preferred to have Auto-Submit set to "ON" for Examity tests to ensure that Examity personnel know the maximum amount of time allotted for each test.

#### 4. DISPLAY AFTER/UNTIL DATES (AVAILABILITY DATES)

Availability dates are set to prevent early or late access to the test as well as provide the information to Examyty for when the student is allowed to take the test.

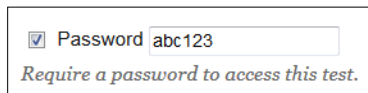


Display After 06/05/2016 12:00 AM  
*Enter dates as mm/dd/yyyy. Time may be entered in any increment.*

Display Until 06/11/2016 11:59 PM  
*Enter dates as mm/dd/yyyy. Time may be entered in any increment.*

#### 5. PASSWORD

A password is required in order to ensure the Examyty must be used for a student to complete the test. Examyty personnel will enter the password for the student, but the password prevents students from accessing the test without Examyty personnel.



Password abc123  
*Require a password to access this test.*

**NOTE:** Your password can be set as anything you wish, it does not have to be the password listed in the screenshot above.

#### 6. GRADE CENTER COLUMN AVAILABLE

The column in the Grade Center must be set to be available/visible to students.

