

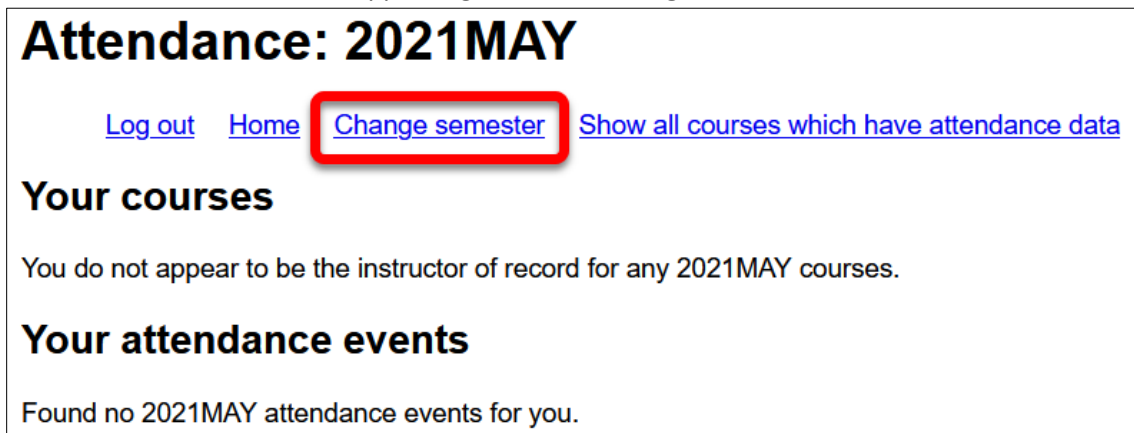
ACCESSING PHOTO ROSTERS FOR PRINTING

You can access photo roster up to five days before the semester starts. If you need access to photos roster before this, please review the Buff Advisor Photo Roster document.

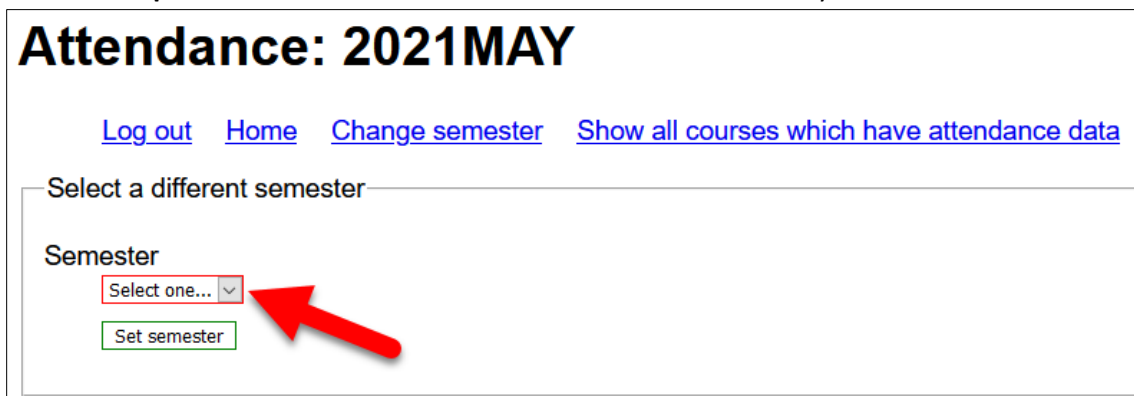
1. Log into your course in WTClass.
2. On the Course Home Page, in the **Early Alerts and Publishing Grades** module, click on the **“Course Attendance”** button.



3. If the correct semester is not appearing, click the **“Change semester”** link.



4. Click the **dropdown menu** for the semester and select the semester you want to view.




- Click "Set semester."
- Select the course to view from the list of courses.

Attendance: 2021SU1

[Log out](#) [Home](#) [Change semester](#) [Show all courses which have attendance data](#)

Set semester to 2021SU1

Your courses

- [BIOL 3301 01 Genetics](#) 

Your attendance events

Found no 2021SU1 attendance events for you.

- Click the link for "Click here for an attendance summary for this course"

Attendance: 2021SU1

[Log out](#) [Home](#) [Change semester](#) [Show all courses which have attendance data](#)

BIOL 3301 01

[Click here for an attendance summary for this course](#) 


- Wednesday 02 June 2021 ANS202
- Thursday 03 June 2021 ANS202

- Click the link for "Click here for a PDF version of this report."


Attendance: 2021SU1

[Log out](#) [Home](#) [Change semester](#) [Show all courses which have attendance data](#)

BIOL 3301 01

Click on a student to see his/her course attendance. [Click here for a PDF version of this report.](#) 

Attendance summary

Student	Times Present	Times Absent
		

- A PDF report will open for you to save and/or print.